













IDS PROJECT PARTICIPANTS 2005-2006

College	Student (FTE)	Faculty (Head Count)	Volumes	Degrees
BROCKPORT	7,174	378	725,650	Bachelor's, Master's
 Broome Community College	4,843	419	68,571	Associate's
 Buffalo	8,913	336	530,883	Bachelor's, Master's
 SUNY Cobleskill	2,499	148	67,505	Associate's, Bachelor's
Cortland	6,672	507	417,229	Bachelor's, Master's
 CUNY - Graduate School	3,256	125	276,000	Bachelor's, Master's, Doctoral
FREDONIA	5,418	460	418,961	Bachelor's, Master's
 FULTON-MONTGOMERY	1,652	112	51,517	Associate's
 Genesee	5,384	362	640,786	Bachelor's, Master's
 New Paltz	6,536	725	533,896	Bachelor's, Master's, Advanced Graduate Study
 OLD WESTBURY	2,900	237	194,849	Bachelor's, Master's
Oneonta	5,680	438	579,386	Bachelor's, Master's
OSWEGO	7,265	510	475,507	Bachelor's, Master's
Plattsburgh	5,393	471	690,772	Bachelor's, Master's
Potsdam	4,327	359	466,392	Bachelor's, Master's
Purchase College	3,801	351	279,003	Bachelor's, Master's
 Schenectady CCC	2,811	225	88,251	Associate's
 Stony Brook - Health Science Center	1,360	665	280,000	Bachelor's, Master's, Doctoral
 SUNY Upstate Medical University	1,684	170	195,491	Bachelor's, Master's
 SUNY Upstate Medical University	1,094	584	215,996	Bachelor's, Master's, Doctoral
Total	88,662	7,582	7,196,645	